

Annex 1 - Sanctions Data

UC Sanction Rates (IIIIII)

Sanction Indicator by Conditionality Regime by Month

Counting: Sanction Rates for Universal Credit

Filters:

Default Summation


Sanction Rates for Universal Credit

Yes

Conditionality Regime:	All work-related requirements (Intensive Work Search)	All work-related requirements (Light Touch)/In-work Conditionality
August 2015	4476	388
September 2015	5223	459
October 2015	6040	527
November 2015	6222	695
December 2015	7396	863
January 2016	7362	869
February 2016	7937	799
March 2016	9020	766
April 2016	9396	803
May 2016	9975	855
June 2016	9188	617
July 2016	9530	671
August 2016	9930	589
September 2016	10044	613
October 2016	10703	670
November 2016	11119	710
December 2016	13102	919
January 2017	19076	1271
February 2017	26696	1652
March 2017	30057	1695
April 2017	29364	1649
May 2017	27225	1552
June 2017	25096	1596
July 2017	24902	1566
August 2017	25462	1606
September 2017	26282	1463
October 2017	27421	1607
November 2017	27690	1603
December 2017	29371	1713
January 2018	28522	1463
February 2018	29023	1322

INFO	Statistical disclosure control has been applied to this table to avoid the release of
Symbol	Description
I	Statistics for Universal Credit Sanction rates relate to the second Thursday of each
II	A limited test of the full Universal Credit service was launched in Sutton, South Lo
III	".." denotes a nil or negligible number of claimants based on a nil or negligible nur

Source: Department for Work and Pensions




No work requirements	Working – no requirements	Work-focused interview requirement only	Work preparation requirement	Unknown or missing regime
45	289	11	6	
52	331	16	6	
51	317	10	15	
67	379	13	14	
85	514	20	18	
61	363	21	9	
55	327	25	18	
55	410	21	24	
57	318	25	23	
66	423	24	32	
72	378	27	30	
78	435	35	32	
91	349	32	34	
105	345	34	42	
147	387	35	35	
170	383	33	39	
190	476	49	44	
236	413	70	87	
378	731	76	131	
393	931	106	168	
402	717	74	150	
394	796	45	114	
402	755	40	131	
410	782	49	169	
400	715	53	182	
377	762	60	221	
419	828	56	204	
459	810	49	198	
493	974	56	217	
456	668	49	196	
476	632	40	218	

confidential data. Totals may not sum due to the disclosure control applied.


1 month.

London on 26th November 2014, and has expanded to other areas since. This publication includes statistical information on the number of claimants.




Total
5206
6081
6956
7390
8897
8697
9159
10301
10627
11373
10305
10782
11030
11182
11977
12449
14781
21142
29660
33354
32361
30122
28021
27873
28423
29167
30539
30809
32829
31350
31720

ics covering both the live and full Universal Credit service. Please see <https://www.gov.uk/government>



[/publications/universal-credit-transition-to-full-service](#) for details of the areas in which the full Universa



Il Credit service is operating.